





# St. Aloysius School Gaur Jabalpur

## Class: UKG



# Contents

<i>S. No.</i>	<i>Subject</i>	<i>Page Range</i>
1.	<i>English</i>	<i>3 - 24</i>
2.	<i>Maths</i>	<i>26 - 43</i>
3.	<i>Hind kavita</i>	<i>45 - 47</i>
4.	<i>Hindi</i>	<i>49 - 106</i>
5.	<i>PHONICS</i>	<i>108 - 111</i>
6.	<i>Rhymes</i>	<i>113 - 114</i>
7.	<i>Story and conversation</i>	<i>116 - 118</i>
8.	<i>EVS (Environmental Studies) MSC</i>	<i>120 - 121</i>
9.	<i>MSC 1 (Moral Science)</i>	<i>123 - 124</i>
10.	<i>English dictation and Writing</i>	<i>126 - 130</i>



**ST. ALOYSIUS SCHOOL GAUR S.A.I.T.  
CAMPUS JABALPUR**



# English

APPLE

ABC



**UKG**

Aa Bb Cc Dd

Ee Ff Gg Hh

Ii Jj Kk Ll

Mm Nn Oo Pp






Qq Rr Ss Tt

Uu Vv Ww Xx






Yy Zz



## Write Capital to Small

<b>OX</b>	<b>ox</b>	_____	
<b>HEN</b>	<b>hen</b>	_____	
<b>FAN</b>	<b>fan</b>	_____	
<b>BOOK</b>	<b>book</b>	_____	
<b>DUCK</b>	<b>duck</b>	_____	

## Write Small to Capital

<b>ant</b>	<b>ANT</b>	_____	
<b>bus</b>	<b>BUS</b>	_____	
<b>cat</b>	<b>CAT</b>	_____	
<b>dog</b>	<b>DOG</b>	_____	
<b>ear</b>	<b>EAR</b>	_____	

# VOWELS

A E I O U



## VOWEL TRAIN

Circle the vowel in each word and fill each coach with a vowel.

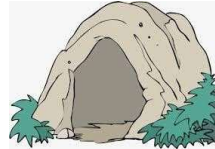


## Match words to the Pictures

1. den



2. net



3. cap



4. tap



5. jet



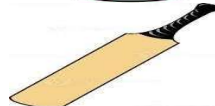
6. can



7. bat



8. pan



9. bed





## MISSING LETTERS

1.	<b>J<u>U</u>MP</b>	<b>J____MP</b>	<b>J____MP</b>
2.	<b>A<u>W</u>AY</b>	<b>AWA_____</b>	<b>AWA_____</b>
3.	<b>L<u>O</u>ST</b>	<b>L____ST</b>	<b>L____ST</b>
4.	<b>T<u>H</u>ERE</b>	<b>THER_____</b>	<b>THER_____</b>
5.	<b>T<u>A</u>KE</b>	<b>TA____E</b>	<b>TA____E</b>
6.	<b>S<u>U</u>NNY</b>	<b>SUN_____Y</b>	<b>SUN_____Y</b>
7.	<b>P<u>L</u>AY</b>	<b>P____AY</b>	<b>P____AY</b>
8.	<b>L<u>A</u>KE</b>	<b>L____KE</b>	<b>L____KE</b>
9.	<b>O<u>N</u>E</b>	<b>ON_____</b>	<b>ON_____</b>
10.	<b>B<u>E</u>D</b>	<b>B____D</b>	<b>B____D</b>

## Fill in the Blanks

1. Dan has a big van.

2. The cat ran to the van.

3. Dad lost the pad.

4. Pam has a ham.













5. Tom played with the clay.













6. Ted and Ned were in bed.

7. A lion was in the den.

8. Ben has ten hens.

## One and many using

	Star	<u>Stars</u>	
	Pen	<u>Pens</u>	
	Tree	<u>Trees</u>	
	Balloon	<u>Balloons</u>	
	Apple	<u>Apples</u>	
	Cat	<u>Cats</u>	

	Star	_____	
	Pen	_____	
	Tree	_____	
	Ball	_____	
	Apple	_____	
	Cat	_____	




## FILL IN THE BLANKS WITH THIS/THAT

1. This is hut.



2. That is a sun.



3. That is a boat.



4. This is a dog.



5. This is a cake.



6. That is a balloon.



## Practice Time



*Write and learn five sentences on **Myself***

1. My name is \_\_\_\_\_.

2. I am a boy/ girl.

3. I am five years old.

4. I study in class U.K.G. A/ B.

5. I like to eat \_\_\_\_\_.



1) \_\_\_\_\_

2) \_\_\_\_\_

3) \_\_\_\_\_

4) \_\_\_\_\_

5) \_\_\_\_\_

***ANSWER THE FOLLOWING QUESTIONS***

Q1. Who has a pan?

Ans. Dan has a pan.

Ans. \_\_\_\_\_

Q2. Who is sad?

Ans. Dad and Lad are sad.

Ans. \_\_\_\_\_

Q3. What Pam looks for?

Ans. Pam looks for the jam.

Ans. \_\_\_\_\_

Q4. Who has a map?

Ans. Jap has a map.

Ans. \_\_\_\_\_

Q5. How was the day?

Ans. It was a sunny day.

Ans. \_\_\_\_\_

Q6. What is the name of the pet?

Ans. The name of the pet is Len.

Ans. \_\_\_\_\_

Q7. Who has ten hens?

Ans. Ben has ten hens.

Ans. \_\_\_\_\_

Q8. Who was fed in bed?

Ans. Ted and Ned were in bed.

Ans. \_\_\_\_\_



## Match words to the pictures

1. rat




2. bat



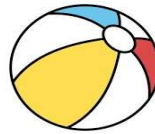
3. tree



4. ball



5. fish



6. pin



7. egg



8. sun



9. cup



10. mat













# COLOURS



## Fill in the blanks with colours





1	The milk is _____	2	The coal is _____
3	The tomato is _____	4	The leaf is _____
5	The sky is _____	6	The sun is _____
7	The lotus is _____	8	The chocolate is _____
9	The oranges are _____	10	The brinjal is _____

## Make Pairs





<b>Fork</b>	<b>Spoon</b>	<hr/>	
<b>Table</b>	<b>Chair</b>	<hr/>	
<b>Chalk</b>	<b>Duster</b>	<hr/>	
<b>Pencil</b>	<b>Eraser</b>	<hr/>	
<b>Shirt</b>	<b>Pant</b>	<hr/>	
<b>Bat</b>	<b>Ball</b>	<hr/>	
<b>Bread</b>	<b>Butter</b>	<hr/>	
<b>Belt</b>	<b>Tie</b>	<hr/>	
<b>Shoes</b>	<b>Socks</b>	<hr/>	
<b>Father</b>	<b>Mother</b>	<hr/>	







## Vegetables Name

<u>Peas</u>	<u>Tomato</u>	<u>Carrot</u>	<u>Potato</u>
			
_____	_____	_____	_____





## Fruits Name

<u>Apple</u>	<u>Mango</u>	<u>Banana</u>	<u>Pineapple</u>
			
_____	_____	_____	_____

## Flowers Name

<u>Lotus</u>	<u>Rose</u>	<u>Lily</u>	<u>Sunflower</u>
			
_____	_____	_____	_____

## Animals Name

<u>Lion</u>	<u>Cat</u>	<u>Dog</u>	<u>Bear</u>
			

## Birds Name

<u>Hen</u>	<u>Owl</u>	<u>Parrot</u>	<u>Crow</u>
			

Name two of each-

**Vegetables**

1. \_\_\_\_\_ 2. \_\_\_\_\_

**Fruits**

1. \_\_\_\_\_ 2. \_\_\_\_\_

**Animals**

1. \_\_\_\_\_ 2. \_\_\_\_\_

**Flowers**

1. \_\_\_\_\_ 2. \_\_\_\_\_

**Birds**

1. \_\_\_\_\_ 2. \_\_\_\_\_

**Write and learn five sentences on My Mother**

**1. My mother's name is \_\_\_\_\_.**

**2. She cares for me.**

**3. She helps me in my studies.**

**4. She cooks tasty food.**

**5. I love my mother.**



**1. \_\_\_\_\_**

**2. \_\_\_\_\_**

**3. \_\_\_\_\_**

**4. \_\_\_\_\_**

**5. \_\_\_\_\_**

**Answer the following questions**

Q1. Who fell in the pit?

Ans. Brit fell in the pit.

Ans. \_\_\_\_\_

Q2. Who are the twins?

Ans. Fin and Lin are the twins.

Ans. \_\_\_\_\_

Q3. Where did Sid hid?

Ans. Sid hid under the hid.

Ans. \_\_\_\_\_

Q4. Who has a pot?

Ans. John has a pot.

Ans. \_\_\_\_\_

Q5. What is the name of the bunny?

Ans. The name of the bunny is Pop.

Ans. \_\_\_\_\_

Q6. Where was the frog?

Ans. Frog is on the log.

Ans. \_\_\_\_\_

Q7. Where did fox hide?

Ans. The fox hid in a box.








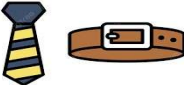


Ans. \_\_\_\_\_

Q8. Who was ill with the pox?

Ans. The fox was ill with the pox.

Ans. \_\_\_\_\_

# Opposites

come	<u>go</u>	come	_____	
day	<u>night</u>	day	_____	
black	<u>white</u>	black	_____	
dry	<u>wet</u>	dry	_____	
up	<u>down</u>	up	_____	
in	<u>out</u>	in	_____	
before	<u>after</u>	before	_____	
good	<u>bad</u>	good	_____	
fat	<u>thin</u>	fat	_____	
happy	<u>sad</u>	happy	_____	



# Missing Letters

1.	<b>G<u>I</u>VE</b>	<b>G__VE</b>	<b>G__VE</b>
2.	<b>GO<u>O</u>D</b>	<b>GO__D</b>	<b>GO__D</b>
3.	<b>NE<u>T</u></b>	<b>N__T</b>	<b>N__T</b>
4.	<b>WE<u>N</u>T</b>	<b>W__NT</b>	<b>W__NT</b>
5.	<b>SH<u>I</u>P</b>	<b>SH__P</b>	<b>SH__P</b>
6.	<b>FE<u>L</u>L</b>	<b>F__LL</b>	<b>F__LL</b>
7.	<b>HI<u>D</u>E</b>	<b>HI__E</b>	<b>HI__E</b>
8.	<b>DR<u>U</u>M</b>	<b>D__UM</b>	<b>D__UM</b>
9.	<b>BA<u>T</u>H</b>	<b>BA__H</b>	<b>BA__H</b>
10.	<b>SM<u>A</u>LL</b>	<b>SM__LL</b>	<b>SM__LL</b>

**Match the words that Rhyme**

<b>Rat</b>	<b>Get</b>
<b>Mug</b>	<b>Fin</b>
<b>Net</b>	<b>Jug</b>
<b>Gun</b>	<b>Mat</b>
<b>Tin</b>	<b>Run</b>
<b>Dip</b>	<b>Cub</b>
<b>Rub</b>	<b>Rod</b>
<b>Toy</b>	<b>Sip</b>
<b>Cod</b>	<b>Hut</b>
<b>Nut</b>	<b>Joy</b>

## Write and learn five sentences on My School

1. My school's name is St. Aloysius School Gaur.
2. It is the best school in our city.
3. It has a big playground.
4. I have many friends in my school.
5. I love my school.

1. \_\_\_\_\_

\_\_\_\_\_

2. \_\_\_\_\_

\_\_\_\_\_

3. \_\_\_\_\_

\_\_\_\_\_

4. \_\_\_\_\_

\_\_\_\_\_

5. \_\_\_\_\_

\_\_\_\_\_



# MATHS

[illegible]



[illegible]

[illegible]

**BACKWARD COUNTING 30-1**

T	O		T	O		T	O

**BACKWARD COUNTING 50-1**

T	O		T	O		T	O		T	O	

[illegible]



## **AFTER NUMBERS**

<div style="display: flex; justify-content: space-between;"> <div style="width: 45%;"> <p>5 →</p> <p>7 →</p> <p>2 →</p> <p>14 →</p> <p>16 →</p> <p>24 →</p> <p>28 →</p> <p>19 →</p> <p>11 →</p> <p>34 →</p> </div> <div style="width: 5%; text-align: center;"> <p>6</p> <p></p> <p></p> <p></p> <p></p> <p></p> <p></p> <p></p> <p></p> <p></p> </div> <div style="width: 45%;"> <p></p> <p></p> <p></p> <p></p> <p></p> <p></p> <p></p> <p></p> <p></p> <p></p> </div> </div>	<div style="display: flex; justify-content: space-between;"> <div style="width: 45%;"> <p>9 →</p> <p>17 →</p> <p>37 →</p> <p>26 →</p> <p>33 →</p> <p>42 →</p> <p>44 →</p> <p>48 →</p> <p>49 →</p> <p>39 →</p> </div> <div style="width: 5%; text-align: center;"> <p></p> <p></p> <p></p> <p></p> <p></p> <p></p> <p></p> <p></p> <p></p> <p></p> </div> <div style="width: 45%;"> <p></p> <p></p> <p></p> <p></p> <p></p> <p></p> <p></p> <p></p> <p></p> <p></p> </div> </div>
---	--

71 \_

78 \_

77 \_

62 \_

73 \_

70 \_

99 \_

95 \_

72 \_

61 \_

76 \_

85 \_

58 \_

50 \_

65 \_

55 \_

98 \_

94 \_

86 \_

60 \_

52 \_

# BEFORE NUMBERS

\_\_\_ 18

\_\_\_ 29

\_\_\_ 24

\_\_\_ 15

\_\_\_ 25

\_\_\_ 20

\_\_\_ 26

\_\_\_ 31

\_\_\_ 13

\_\_\_ 14

\_\_\_ 12

\_\_\_ 16

\_\_\_ 28



\_\_\_ 17

\_\_\_ 19

\_\_\_ 22

\_\_\_ 27

\_\_\_ 23



## BETWEEN NUMBERS



Fill in the Missing Numbers

33		35
23		25
20		22
35		37
34		36
30		32
21		23
36		38
38		40
27		29
26		28
31		33
25		27
39		41
28		30
24		26



Fill in the Missing Numbers

			99		101
			85		87
81		83	92		94
96		98	95		97
84		86	80		82
93		95	86		88
89		91	91		93
82		84	87		89
94		96	98		100



Fill in the Missing Numbers

113		115
-----	--	-----

104		106
-----	--	-----

117		119
-----	--	-----

116		118
-----	--	-----

101		103
-----	--	-----

112		114
-----	--	-----

115		117
-----	--	-----

99		100
----	--	-----

118		120
-----	--	-----

110		112
-----	--	-----

105		107
-----	--	-----

100		102
-----	--	-----

107		109
-----	--	-----











114		116
-----	--	-----

103		105
-----	--	-----

111		113
-----	--	-----



## UT THE CORRECT SIGN (>, <, =)

A) 22  9	B) 13  39
C) 66  38	D) 68  93
E) 43  25	F) 35  76
G) 95  77	H) 4  26
I) 88  53	J) 58  78

Greater than >



equal to =







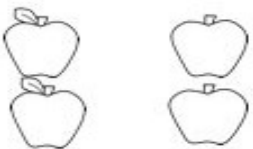

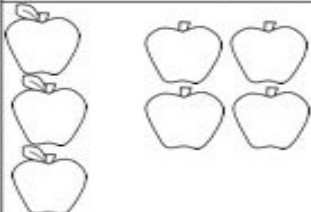


or less than <



Write the correct symbol in the boxes. The first is done for you.

4 <input type="text" value="&lt;"/> 6	9 <input type="text"/> 3	5 <input type="text"/> 4
2 <input type="text"/> 2	7 <input type="text"/> 8	3 <input type="text"/> 5
23 <input type="text"/> 18	12 <input type="text"/> 12	76 <input type="text"/> 69
45 <input type="text"/> 55	9 <input type="text"/> 90	16 <input type="text"/> 8
64 <input type="text"/> 52	37 <input type="text"/> 37	89 <input type="text"/> 91
27 <input type="text"/> 29	42 <input type="text"/> 40	65 <input type="text"/> 68
71 <input type="text"/> 23	32 <input type="text"/> 33	39 <input type="text"/> 40
53 <input type="text"/> 35	13 <input type="text"/> 14	11 <input type="text"/> 11
82 <input type="text"/> 92	29 <input type="text"/> 26	72 <input type="text"/> 69

## ADDITION UNDER ONES

 $2 + 1 = \underline{\quad}$	 $1 + 6 = \underline{\quad}$	 $3 + 2 = \underline{\quad}$
 $5 + 1 = \underline{\quad}$	 $2 + 2 = \underline{\quad}$	 $1 + 3 = \underline{\quad}$
 $3 + 4 = \underline{\quad}$	 $1 + 1 = \underline{\quad}$	 $3 + 3 = \underline{\quad}$

$\begin{array}{r} 5 \\ + 4 \\ \hline \end{array}$	$\begin{array}{r} 8 \\ + 6 \\ \hline \end{array}$	$\begin{array}{r} 4 \\ + 9 \\ \hline \end{array}$	$\begin{array}{r} 6 \\ + 9 \\ \hline \end{array}$
$\begin{array}{r} 4 \\ + 2 \\ \hline \end{array}$	$\begin{array}{r} 2 \\ + 8 \\ \hline \end{array}$	$\begin{array}{r} 4 \\ + 3 \\ \hline \end{array}$	$\begin{array}{r} 3 \\ + 5 \\ \hline \end{array}$
$\begin{array}{r} 5 \\ + 5 \\ \hline \end{array}$	$\begin{array}{r} 8 \\ + 5 \\ \hline \end{array}$	$\begin{array}{r} 7 \\ + 3 \\ \hline \end{array}$	$\begin{array}{r} 9 \\ + 7 \\ \hline \end{array}$
$\begin{array}{r} 6 \\ + 2 \\ \hline \end{array}$	$\begin{array}{r} 9 \\ + 8 \\ \hline \end{array}$	$\begin{array}{r} 8 \\ + 3 \\ \hline \end{array}$	$\begin{array}{r} 3 \\ + 6 \\ \hline \end{array}$

## Tables of 1,2,3

1 times table	2 times table	3 times table
1 x 1 = 1	2 x 1 = 2	3 x 1 = 3
1 x 2 = 2	2 x 2 = 4	3 x 2 = 6
1 x 3 = 3	2 x 3 = 6	3 x 3 = 9
1 x 4 = 4	2 x 4 = 8	3 x 4 = 12
1 x 5 = 5	2 x 5 = 10	3 x 5 = 15
1 x 6 = 6	2 x 6 = 12	3 x 6 = 18
1 x 7 = 7	2 x 7 = 14	3 x 7 = 21
1 x 8 = 8	2 x 8 = 16	3 x 8 = 24
1 x 9 = 9	2 x 9 = 18	3 x 9 = 27
1 x 10 = 10	2 x 10 = 20	3 x 10 = 30
1 x 11 = 11	2 x 11 = 22	3 x 11 = 33
1 x 12 = 12	2 x 12 = 24	3 x 12 = 36

## Dodging

$1 \times 5 = \underline{\quad}$

$2 \times 4 = \underline{\quad}$

$2 \times 2 = \underline{\quad}$

$1 \times 7 = \underline{\quad}$

$3 \times 6 = \underline{\quad}$

$3 \times 3 = \underline{\quad}$

$2 \times 7 = \underline{\quad}$

$2 \times 8 = \underline{\quad}$

$1 \times 9 = \underline{\quad}$

$3 \times 2 = \underline{\quad}$

$3 \times 5 = \underline{\quad}$

$3 \times 9 = \underline{\quad}$

$2 \times 5 = \underline{\quad}$

$2 \times 9 = \underline{\quad}$

$3 \times 4 = \underline{\quad}$

$1 \times 10 = \underline{\quad}$

$3 \times 10 = \underline{\quad}$

$2 \times 10 = \underline{\quad}$

## SUBTRACTION UNDER ONES



$$6 - 1 = 5$$



$$8 - 4 = \square$$



$$6 - 5 = \square$$



$$4 - 2 = \square$$



$$3 - 1 = \square$$



$$6 - 3 = \square$$



### Single Digit Subtraction

Name.....

$\begin{array}{r} 4 \\ -1 \\ \hline \end{array}$	$\begin{array}{r} 2 \\ -2 \\ \hline \end{array}$	$\begin{array}{r} 8 \\ -5 \\ \hline \end{array}$	$\begin{array}{r} 7 \\ -3 \\ \hline \end{array}$	$\begin{array}{r} 6 \\ -4 \\ \hline \end{array}$
$\begin{array}{r} 6 \\ -1 \\ \hline \end{array}$	$\begin{array}{r} 9 \\ -3 \\ \hline \end{array}$	$\begin{array}{r} 3 \\ -1 \\ \hline \end{array}$	$\begin{array}{r} 8 \\ -3 \\ \hline \end{array}$	$\begin{array}{r} 6 \\ -3 \\ \hline \end{array}$
$\begin{array}{r} 4 \\ -3 \\ \hline \end{array}$	$\begin{array}{r} 5 \\ -2 \\ \hline \end{array}$	$\begin{array}{r} 7 \\ -5 \\ \hline \end{array}$	$\begin{array}{r} 9 \\ -4 \\ \hline \end{array}$	$\begin{array}{r} 6 \\ -5 \\ \hline \end{array}$
$\begin{array}{r} 2 \\ -1 \\ \hline \end{array}$	$\begin{array}{r} 3 \\ -2 \\ \hline \end{array}$	$\begin{array}{r} 5 \\ -1 \\ \hline \end{array}$	$\begin{array}{r} 7 \\ -2 \\ \hline \end{array}$	$\begin{array}{r} 4 \\ -4 \\ \hline \end{array}$
$\begin{array}{r} 8 \\ -4 \\ \hline \end{array}$	$\begin{array}{r} 9 \\ -2 \\ \hline \end{array}$	$\begin{array}{r} 9 \\ -5 \\ \hline \end{array}$	$\begin{array}{r} 8 \\ -6 \\ \hline \end{array}$	$\begin{array}{r} 4 \\ -2 \\ \hline \end{array}$

## SOLVE THE FOLLOWING

1.	2.	3.	4.																																								
<table border="1" style="width: 100%; border-collapse: collapse;"> <tr><th style="width: 50%;">Tens</th><th style="width: 50%;">Ones</th></tr> <tr><td>7</td><td>8</td></tr> <tr><td>+</td><td>2</td></tr> <tr><td colspan="2" style="border-top: 1px solid black;"></td></tr> <tr><td></td><td></td></tr> </table>	Tens	Ones	7	8	+	2					<table border="1" style="width: 100%; border-collapse: collapse;"> <tr><th style="width: 50%;">Tens</th><th style="width: 50%;">Ones</th></tr> <tr><td>7</td><td>7</td></tr> <tr><td>+</td><td>2</td></tr> <tr><td colspan="2" style="border-top: 1px solid black;"></td></tr> <tr><td></td><td></td></tr> </table>	Tens	Ones	7	7	+	2					<table border="1" style="width: 100%; border-collapse: collapse;"> <tr><th style="width: 50%;">Tens</th><th style="width: 50%;">Ones</th></tr> <tr><td>2</td><td>4</td></tr> <tr><td>+</td><td>3</td></tr> <tr><td colspan="2" style="border-top: 1px solid black;"></td></tr> <tr><td></td><td></td></tr> </table>	Tens	Ones	2	4	+	3					<table border="1" style="width: 100%; border-collapse: collapse;"> <tr><th style="width: 50%;">Tens</th><th style="width: 50%;">Ones</th></tr> <tr><td>2</td><td>5</td></tr> <tr><td>+</td><td>3</td></tr> <tr><td colspan="2" style="border-top: 1px solid black;"></td></tr> <tr><td></td><td></td></tr> </table>	Tens	Ones	2	5	+	3				
Tens	Ones																																										
7	8																																										
+	2																																										
Tens	Ones																																										
7	7																																										
+	2																																										
Tens	Ones																																										
2	4																																										
+	3																																										
Tens	Ones																																										
2	5																																										
+	3																																										
5.	6.	7.	8.																																								
<table border="1" style="width: 100%; border-collapse: collapse;"> <tr><th style="width: 50%;">Tens</th><th style="width: 50%;">Ones</th></tr> <tr><td>6</td><td>2</td></tr> <tr><td>+</td><td>3</td></tr> <tr><td colspan="2" style="border-top: 1px solid black;"></td></tr> <tr><td></td><td></td></tr> </table>	Tens	Ones	6	2	+	3					<table border="1" style="width: 100%; border-collapse: collapse;"> <tr><th style="width: 50%;">Tens</th><th style="width: 50%;">Ones</th></tr> <tr><td>2</td><td>8</td></tr> <tr><td>+</td><td>4</td></tr> <tr><td colspan="2" style="border-top: 1px solid black;"></td></tr> <tr><td></td><td></td></tr> </table>	Tens	Ones	2	8	+	4					<table border="1" style="width: 100%; border-collapse: collapse;"> <tr><th style="width: 50%;">Tens</th><th style="width: 50%;">Ones</th></tr> <tr><td>8</td><td>0</td></tr> <tr><td>+</td><td>1</td></tr> <tr><td colspan="2" style="border-top: 1px solid black;"></td></tr> <tr><td></td><td></td></tr> </table>	Tens	Ones	8	0	+	1					<table border="1" style="width: 100%; border-collapse: collapse;"> <tr><th style="width: 50%;">Tens</th><th style="width: 50%;">Ones</th></tr> <tr><td>8</td><td>3</td></tr> <tr><td>+</td><td>1</td></tr> <tr><td colspan="2" style="border-top: 1px solid black;"></td></tr> <tr><td></td><td></td></tr> </table>	Tens	Ones	8	3	+	1				
Tens	Ones																																										
6	2																																										
+	3																																										
Tens	Ones																																										
2	8																																										
+	4																																										
Tens	Ones																																										
8	0																																										
+	1																																										
Tens	Ones																																										
8	3																																										
+	1																																										
9.	10.	11.	12.																																								
<table border="1" style="width: 100%; border-collapse: collapse;"> <tr><th style="width: 50%;">Tens</th><th style="width: 50%;">Ones</th></tr> <tr><td>5</td><td>8</td></tr> <tr><td>+</td><td>4</td></tr> <tr><td colspan="2" style="border-top: 1px solid black;"></td></tr> <tr><td></td><td></td></tr> </table>	Tens	Ones	5	8	+	4					<table border="1" style="width: 100%; border-collapse: collapse;"> <tr><th style="width: 50%;">Tens</th><th style="width: 50%;">Ones</th></tr> <tr><td>5</td><td>1</td></tr> <tr><td>+</td><td>2</td></tr> <tr><td colspan="2" style="border-top: 1px solid black;"></td></tr> <tr><td></td><td></td></tr> </table>	Tens	Ones	5	1	+	2					<table border="1" style="width: 100%; border-collapse: collapse;"> <tr><th style="width: 50%;">Tens</th><th style="width: 50%;">Ones</th></tr> <tr><td>5</td><td>6</td></tr> <tr><td>+</td><td>2</td></tr> <tr><td colspan="2" style="border-top: 1px solid black;"></td></tr> <tr><td></td><td></td></tr> </table>	Tens	Ones	5	6	+	2					<table border="1" style="width: 100%; border-collapse: collapse;"> <tr><th style="width: 50%;">Tens</th><th style="width: 50%;">Ones</th></tr> <tr><td>7</td><td>4</td></tr> <tr><td>+</td><td>2</td></tr> <tr><td colspan="2" style="border-top: 1px solid black;"></td></tr> <tr><td></td><td></td></tr> </table>	Tens	Ones	7	4	+	2				
Tens	Ones																																										
5	8																																										
+	4																																										
Tens	Ones																																										
5	1																																										
+	2																																										
Tens	Ones																																										
5	6																																										
+	2																																										
Tens	Ones																																										
7	4																																										
+	2																																										
13.	14.	15.	16.																																								
<table border="1" style="width: 100%; border-collapse: collapse;"> <tr><th style="width: 50%;">Tens</th><th style="width: 50%;">Ones</th></tr> <tr><td>1</td><td>1</td></tr> <tr><td>+</td><td>7</td></tr> <tr><td colspan="2" style="border-top: 1px solid black;"></td></tr> <tr><td></td><td></td></tr> </table>	Tens	Ones	1	1	+	7					<table border="1" style="width: 100%; border-collapse: collapse;"> <tr><th style="width: 50%;">Tens</th><th style="width: 50%;">Ones</th></tr> <tr><td>7</td><td>9</td></tr> <tr><td>+</td><td>1</td></tr> <tr><td colspan="2" style="border-top: 1px solid black;"></td></tr> <tr><td></td><td></td></tr> </table>	Tens	Ones	7	9	+	1					<table border="1" style="width: 100%; border-collapse: collapse;"> <tr><th style="width: 50%;">Tens</th><th style="width: 50%;">Ones</th></tr> <tr><td>1</td><td>6</td></tr> <tr><td>+</td><td>1</td></tr> <tr><td colspan="2" style="border-top: 1px solid black;"></td></tr> <tr><td></td><td></td></tr> </table>	Tens	Ones	1	6	+	1					<table border="1" style="width: 100%; border-collapse: collapse;"> <tr><th style="width: 50%;">Tens</th><th style="width: 50%;">Ones</th></tr> <tr><td>5</td><td>3</td></tr> <tr><td>+</td><td>2</td></tr> <tr><td colspan="2" style="border-top: 1px solid black;"></td></tr> <tr><td></td><td></td></tr> </table>	Tens	Ones	5	3	+	2				
Tens	Ones																																										
1	1																																										
+	7																																										
Tens	Ones																																										
7	9																																										
+	1																																										
Tens	Ones																																										
1	6																																										
+	1																																										
Tens	Ones																																										
5	3																																										
+	2																																										

<table border="1" style="width: 100%; border-collapse: collapse;"> <tr><th style="width: 50%;">Tens</th><th style="width: 50%;">Ones</th></tr> <tr><td>7</td><td>2</td></tr> <tr><td>-</td><td>4</td></tr> <tr><td colspan="2" style="border-top: 1px solid black;"></td></tr> <tr><td></td><td></td></tr> </table>	Tens	Ones	7	2	-	4					<table border="1" style="width: 100%; border-collapse: collapse;"> <tr><th style="width: 50%;">Tens</th><th style="width: 50%;">Ones</th></tr> <tr><td>6</td><td>3</td></tr> <tr><td>-</td><td>2</td></tr> <tr><td colspan="2" style="border-top: 1px solid black;"></td></tr> <tr><td></td><td></td></tr> </table>	Tens	Ones	6	3	-	2					<table border="1" style="width: 100%; border-collapse: collapse;"> <tr><th style="width: 50%;">Tens</th><th style="width: 50%;">Ones</th></tr> <tr><td>7</td><td>0</td></tr> <tr><td>-</td><td>3</td></tr> <tr><td colspan="2" style="border-top: 1px solid black;"></td></tr> <tr><td></td><td></td></tr> </table>	Tens	Ones	7	0	-	3				
Tens	Ones																															
7	2																															
-	4																															
Tens	Ones																															
6	3																															
-	2																															
Tens	Ones																															
7	0																															
-	3																															
<table border="1" style="width: 100%; border-collapse: collapse;"> <tr><th style="width: 50%;">Tens</th><th style="width: 50%;">Ones</th></tr> <tr><td>9</td><td>1</td></tr> <tr><td>-</td><td>6</td></tr> <tr><td colspan="2" style="border-top: 1px solid black;"></td></tr> <tr><td></td><td></td></tr> </table>	Tens	Ones	9	1	-	6					<table border="1" style="width: 100%; border-collapse: collapse;"> <tr><th style="width: 50%;">Tens</th><th style="width: 50%;">Ones</th></tr> <tr><td>4</td><td>4</td></tr> <tr><td>-</td><td>1</td></tr> <tr><td colspan="2" style="border-top: 1px solid black;"></td></tr> <tr><td></td><td></td></tr> </table>	Tens	Ones	4	4	-	1					<table border="1" style="width: 100%; border-collapse: collapse;"> <tr><th style="width: 50%;">Tens</th><th style="width: 50%;">Ones</th></tr> <tr><td>8</td><td>2</td></tr> <tr><td>-</td><td>4</td></tr> <tr><td colspan="2" style="border-top: 1px solid black;"></td></tr> <tr><td></td><td></td></tr> </table>	Tens	Ones	8	2	-	4				
Tens	Ones																															
9	1																															
-	6																															
Tens	Ones																															
4	4																															
-	1																															
Tens	Ones																															
8	2																															
-	4																															
<table border="1" style="width: 100%; border-collapse: collapse;"> <tr><th style="width: 50%;">Tens</th><th style="width: 50%;">Ones</th></tr> <tr><td>6</td><td>3</td></tr> <tr><td>-</td><td>4</td></tr> <tr><td colspan="2" style="border-top: 1px solid black;"></td></tr> <tr><td></td><td></td></tr> </table>	Tens	Ones	6	3	-	4					<table border="1" style="width: 100%; border-collapse: collapse;"> <tr><th style="width: 50%;">Tens</th><th style="width: 50%;">Ones</th></tr> <tr><td>7</td><td>6</td></tr> <tr><td>-</td><td>2</td></tr> <tr><td colspan="2" style="border-top: 1px solid black;"></td></tr> <tr><td></td><td></td></tr> </table>	Tens	Ones	7	6	-	2					<table border="1" style="width: 100%; border-collapse: collapse;"> <tr><th style="width: 50%;">Tens</th><th style="width: 50%;">Ones</th></tr> <tr><td>4</td><td>5</td></tr> <tr><td>-</td><td>3</td></tr> <tr><td colspan="2" style="border-top: 1px solid black;"></td></tr> <tr><td></td><td></td></tr> </table>	Tens	Ones	4	5	-	3				
Tens	Ones																															
6	3																															
-	4																															
Tens	Ones																															
7	6																															
-	2																															
Tens	Ones																															
4	5																															
-	3																															



# NUMBER NAMES

1 = One	11 = Eleven	21 = Twenty-one
2 = Two	12 = Twelve	22 = Twenty-two
3 = Three	13 = Thirteen	23 = Twenty-three
4 = Four	14 = Fourteen	24 = Twenty-four
5 = Five	15 = Fifteen	25 = Twenty-five
6 = Six	16 = Sixteen	26 = Twenty-six
7 = Seven	17 = Seventeen	27 = Twenty-seven
8 = Eight	18 = Eighteen	28 = Twenty-eight
9 = Nine	19 = Nineteen	29 = Twenty-nine
10 = Ten	20 = Twenty	30 = Thirty

31 = Thirty-one	41 = Forty-one
32 = Thirty-two	42 = Forty-two
33 = Thirty-three	43 = Forty-three
34 = Thirty-four	44 = Forty-four
35 = Thirty-five	45 = Forty-five
36 = Thirty-six	46 = Forty-six
37 = Thirty-seven	47 = Forty-seven
38 = Thirty-eight	48 = Forty-eight
39 = Thirty-nine	49 = Forty-nine
40 = Forty	50 = Fifty

51 = Fifty-one	61 = Sixty-one	71 = Seventy-one
52 = Fifty-two	62 = Sixty-two	72 = Seventy-two
53 = Fifty-three	63 = Sixty-three	73 = Seventy-three
54 = Fifty-four	64 = Sixty-four	74 = Seventy-four
55 = Fifty-five	65 = Sixty-five	75 = Seventy-five
56 = Fifty-six	66 = Sixty-six	76 = Seventy-six
57 = Fifty-seven	67 = Sixty-seven	77 = Seventy-seven
58 = Fifty-eight	68 = Sixty-eight	78 = Seventy-eight
59 = Fifty-nine	69 = Sixty-nine	79 = Seventy-nine
60 = Sixty	70 = Seventy	80 = Eighty

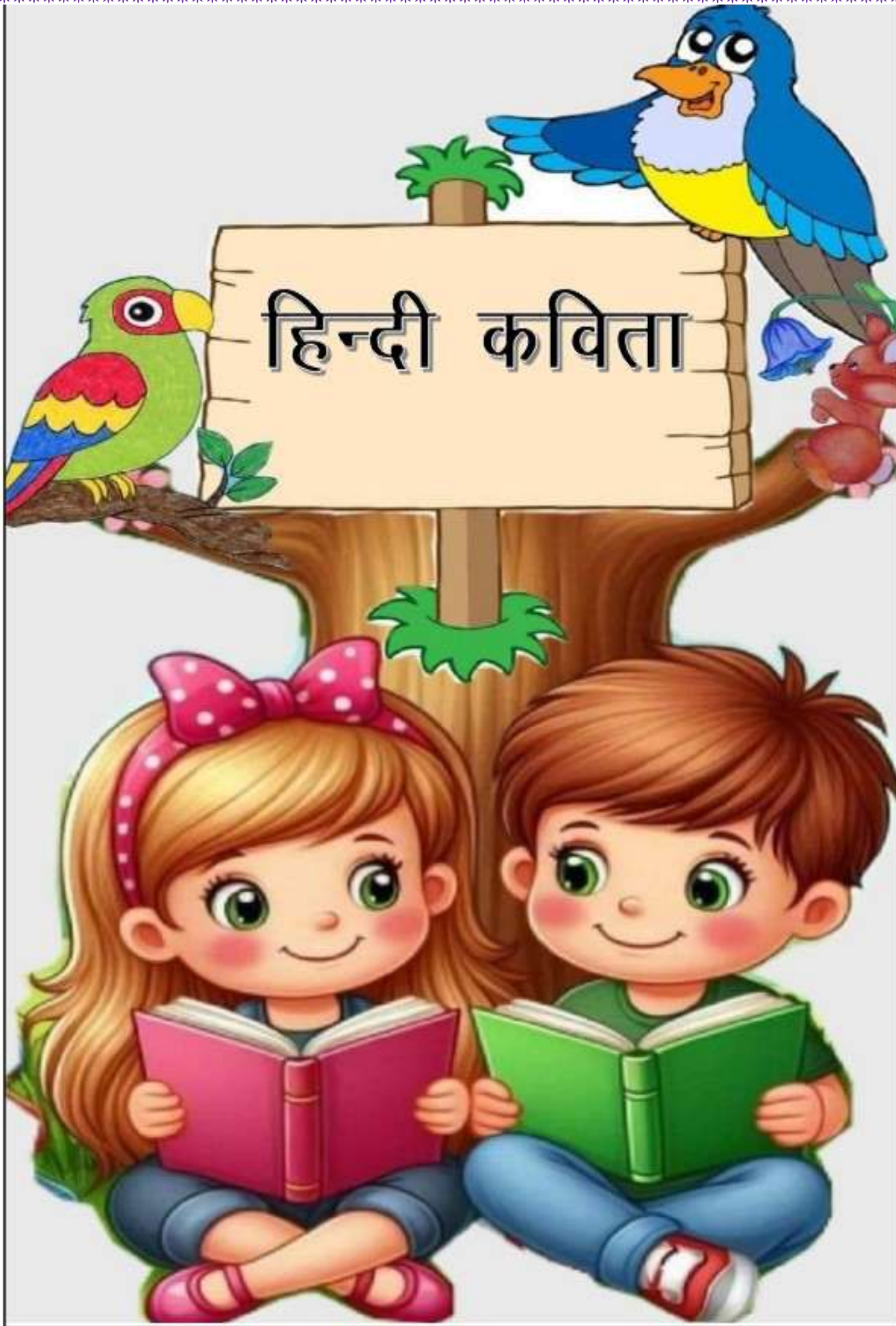
100 = One Hundred	115 = One Hundred Fifteen
101 = One Hundred One	116 = One Hundred Sixteen
102 = One Hundred Two	117 = One Hundred Seventeen
103 = One Hundred Three	118 = One Hundred Eighteen
104 = One Hundred Four	119 = One Hundred Nineteen
105 = One Hundred Five	120 = One Hundred Twenty
106 = One Hundred Six	121 = One Hundred Twenty One
107 = One Hundred Seven	122 = One Hundred Twenty Two
108 = One Hundred Eight	123 = One Hundred Twenty Three
109 = One Hundred Nine	124 = One Hundred Twenty Four
110 = One Hundred Ten	125 = One Hundred Twenty Five
111 = One Hundred Eleven	126 = One hundred twenty-Six
112 = One Hundred Twelve	127 = One hundred twenty-Seven
113 = One Hundred Thirteen	128 = One hundred twenty-Eight
114 = One Hundred Fourteen	129 = One hundred twenty-Nine

81 = Eighty-one	91 = Ninety-one
82 = Eighty-two	92 = Ninety-two
83 = Eighty-three	93 = Ninety-three
84 = Eighty-four	94 = Ninety-four
85 = Eighty-five	95 = Ninety-five
86 = Eighty-six	96 = Ninety-six
87 = Eighty-seven	97 = Ninety-seven
88 = Eighty-eight	98 = Ninety-eight
89 = Eighty-nine	99 = Ninety-nine
90 = Ninety	100 = One Hundred

130 = One hundred thirty	145 = One hundred forty-Five
131 = One hundred thirty-One	146 = One hundred forty-Six
132 = One hundred thirty-Two	147 = One hundred forty-Seven
133 = One hundred thirty-Three	148 = One hundred forty-Eight
134 = One hundred thirty-Four	150 = One hundred fifty
135 = One hundred thirty-Five	155 = One hundred fifty-Five
136 = One hundred thirty-Six	160 = One hundred Sixty
137 = One hundred thirty-Seven	165 = One hundred Sixty-Five
138 = One hundred thirty-Eight	170 = One hundred Seventy
139 = One hundred thirty-Nine	175 = One hundred Seventy-Five
140 = One hundred forty	180 = One hundred eighty
141 = One hundred forty-One	185 = One hundred eighty-Five
142 = One hundred forty-Two	190 = One hundred Ninety
143 = One hundred forty-Three	195 = One hundred Ninety-Five
144 = One hundred forty-Four	200 = Two hundred



<b>7</b>	
<b>10</b>	
<b>15</b>	
<b>22</b>	
<b>27</b>	
<b>18</b>	
<b>36</b>	
<b>41</b>	
<b>48</b>	
<b>50</b>	
<b>55</b>	
<b>59</b>	
<b>64</b>	
<b>79</b>	
<b>84</b>	
<b>91</b>	
<b>100</b>	
<b>110</b>	
<b>115</b>	
<b>120</b>	
<b>133</b>	
<b>142</b>	
<b>150</b>	



## 1 मेरी मम्मी

मेरी मम्मी कितनी प्यारी,  
लगती है दुनिया से न्यारी।  
मुझे खिलाती दूध मलाई,  
दही जलेबी और मिठाई।  
जब होता है पढ़ने जाना,  
डिब्बे में रख देती खाना।



## 2 आम

हरे सुनहरी खुशबूदार,  
आमों की आ गई बहार।  
भारी दुकान भरी टोकरे,  
सजा हुआ पूरा बाजार।  
शरबत, चटनी बने अचार,  
खाने को हो जाओ तैयार।





### 3 जाड़े की हवा

ठंडी ठंडी चली हवा,  
लगे बर्फ की डली हवा ।  
दादी कहती मफलर लो,  
चलती है ठंडी हवा ।  
स्वेटर कंबल कोट मिले,  
नहीं किसी से टली हवा।



### 4 पानी का चक्र

नदियों का यह जल देखो,  
भाप बनकर उड़ जाता है।  
फिर बन काले - काले बादल,  
बरस बरस यह जाता है ।  
पानी का यह चक्र तो देखो,  
हरदम चलता जाता है।



## 5 हवाई जहाज

आसमान में उड़ उड़ जाता,  
लंबे -चौड़े पंख फैलाता ।  
लंदन, पेरिस, इटली, यूरोप,  
दूर-दूर की सैर कराता।  
चाल तो देखो कैसी इसकी,  
घंटो को है मिनट बनाता ।



## 6 जागो

उठो, जागो, हुआ सवेरा,  
क्यों तुमको आलस ने घेरा।  
रोज सवेरे, सैर को जाओ  
रोग भगाओ सेहत बनाओ  
काया है यह इतनी सुंदर,  
रोग ना आए इसके अंदर ।  
बात पते की सुन लो भाई,  
शरीर की करो सदा सफाई।





# स्वर ज्ञान





स्वर

अ से अः तक

अ आ इ ई

उ ऊ ए ऐ

ओ औ अं अः

क से ह तक

क ख ग घ ङ

च छ ज झ ञ

ट ठ ड ढ ण

त थ द ध न

प फ ब भ म

य र ल व श

ष स ह

देखो पढो और लिखा



ट+ब

टब




न+ल

नल



घ+र

घर



ब+स

बस



## दो अक्षर वाले शब्द



ध+न

धन



ग+ज



द+स



च+ल



ज+ल



प+ढ़

## शब्द तोड़कर लिखो



फल =



जल =



छत =



टब =



वन =

## तीन अक्षर वाले शब्द



ब+त+ख

बतख



म+ट+र

मटर



फ+स+ल



क+ल+श



## शब्द बनाओ



ब+ट+न =

बटन



क+म+ल =



म+ग+र =



श+ह+द =



म+ट+र =

## शब्द तोड़कर लिखो



भजन=

भ+ज+न



खबर=



समय=



वजन=



अमर=

## चार अक्षर वाले शब्द




अ+ज+ग+र



थ+र+म+स



ब+र+त+न



ख+ट+म+ल

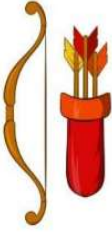
## शब्द बनाओ



अ+द+र+क = अदरक



ख+ट+म+ल =



त+र+क+श =



उ+प+व+न =



ब+र+त+न =

## आ की मात्रा (शब्द बनाओ)



अ+I+म = आम



न+I+क =



क+I+र =



घ+I+स =



ग+म+ल+I =



छ+I+त+I =

देखो पढ़ो और लिखो



छाता



जाल



नाव



गाजर



## शब्द तोड़कर लिखो



राजा = र+ा+ज+ा



खाना =



शाम =



छाता =



तारा =

## इ ( ि ) की मात्रा

ि+क = कि

ि+ख =

ि+ग =

ि+घ =

ि+च =

## शब्द बनाओ



ि+द+ल = दिल



ि+ल+ख =



ि+स+र =



ि+प+न =



ि+द+य+ा =

# शब्द तोड़कर लिखो




नियम = ि+न+य+म



विजय =



गिलास =



किताब =



सितार

# ई (ी) की मात्रा

क+ी = की

ख+ी =

ग+ी =

घ+ी =

च+ी =


## देखो पढो और लिखो




द+ ी+प+क = दीपक



त+ ी+न =



म+छ+ल+ ी =



प+प+ ी+त+ =



## शब्द बनाओ



घ+ड़+ी =

घड़ी



न+द+ी =



ग+ा+ड़+ी =



इ+म+ल+ी =



ल+ड़+क+ी =

## शब्द तोड़कर लिखे



www.shutterstock.com • 723866765

खीरा = ख+ी+र+ा



माली =



दही =



पानी =



कली =

## चित्रों को शब्दों से मिलाए




नल



खत



बस



घर



कप

# चित्रो को शब्दो से मिलाए



मग



जल



फल



धन



छत

## चित्रो को शब्दो से मिलाए



कलश



मटर



कमल



बटन



कलम

## गिनती लिखो १ से १०

१	
२	
३	
४	
५	
६	
७	
८	
९	
१०	०




# उ ु की मात्रा



उल्लू

देखो पढो और लिखो



गुलाब



खुश



कछुआ



चुप

## शब्द बनाओ



द+ु+ख




प+ु+ल



प+श+ ,



स+ु+ब+ह



ध+न+ु+ष

## शब्द तोड़कर लिखो



चुप = च+ु+प



खुश =



धुन =



घुटना =



कछुआ =

# ऊ ( ) की मात्रा



ऊन





## देखो पढ़ो और लिखो



फूल



सूरज



जूता



आलू

## शब्द बनाओ



च + ू + ह + ा = चूहा



भ + ा + ल + ू =



झ + ा + ङ + ू =



च + ू + ङ + ी =

## शब्द तोड़कर लिखो



दूध =

द + ू + ध



धूप =



जूता =



सूरज =



कबूतर =

ए ( ` ) की मात्रा



एड़ी

# देखो पढ़ो और लिखो



केला



जलेबी



सेब



गहने



## शब्द बनाओ



श+`+र = शेर



ख+`+ल =



प+`+ड़ =



र+`+ल =



क+प+ड़+` =

## शब्द तोड़कर लिखो



खेत = ख + ' + त




पेड़ =



जेल =



ढेला =



करेला =

ऐ (ँ) की मात्रा



ऐनक

# देखो पढ़ो और लिखो



थैली



पैसे



भैया



बैग

## शब्द बनाओ



ब + ' + ल = बैल



प + ' + र =



त + ' + र =



स + ' + र =



न + ' + न =

## शब्द तोड़कर लिखो



बैग = ब + ग



पैसे =



थैली =



सैनिक =



मैदान =



# चित्रों के नाम लिखो



# गिनती लिखो (११ से २०)

१	१
२	२
३	३
४	४
५	५
६	६
७	७
८	८
९	९
१०	०


# देखो पढ़ो और लिखो



कटोरी



टोपी



तोता



लोटा

## शब्द बनाओ



म+ो+र =

मोर



ग+ो+ल =



घ+ो+ड़+ा =



ग+ो+भ+ी =



र+ो+न+ा =

## शब्द तोड़कर लिखो



कोयल =

क+ो+य+ल




सोना =



लोटा =



तोता =



ढोलक =

औ की मात्रा



आरत



## देखो पढ़ो और लिखो




पौधा



नौका



कौआ



लौकी

## शब्द बनाओ

100


स+औ = सौ



द+औ+ड़ =



फ+औ+ज+ी =



ल+औ+क+ी =



अ+औ+र+त =

## शब्द तोड़कर लिखो



नौ = न+औ



पौधा =



चौदह =



चौखट =



तौलिया =

## अं की मात्रा



शंख



जंगल



कंगन



बंदर

## शब्द बनाओ



अ + ँ + क =

अंक



अ + ँ + ग + ू + र =



क + ँ + ग + न =



घ + ँ + ट + ि =

## शब्द तोड़कर लिखो



शंख = श + ँ + ख



हंस =



पंखा =



जंगल =



## अ: की मात्रा



नमः



छः



गजः



खगः

## शब्द बनाओ

अ+तः = अतः

ग+जः =

न+मः =

फ+ल+तः =

## शब्द तोड़कर लिखो

नमः = न+मः

अतः =

शनैः =

अंततः =

## चित्रों के नाम लिखो



=



=



=




=



=

## शरीर के कोई पांच अंगों के नाम लिखो



नाक =



कान =



हाथ =



पैर =




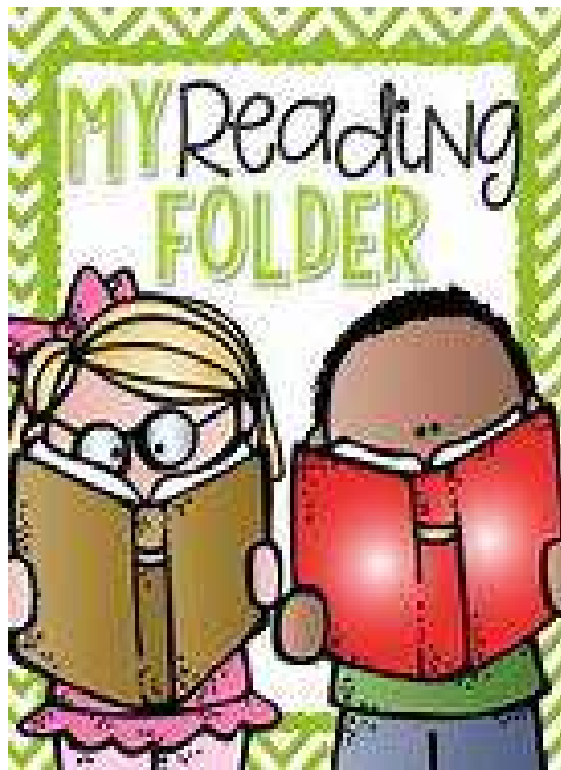
आँख =

# गिनती लिखो (२१ से ३०)

२	१
२	२
२	३
२	४
२	५
२	६
२	७
२	८
२	९
३	०




# Phonics



## Reading Passage: AY Words

### A Sunny Day

Tom likes to play all the day.  
He went to the park.  
Tom played with the clay.  
It was a sunny day, and Tom was enjoying the sun's rays.

Phonics Words: play, day, ray, clay  
Sight Words: likes, went, played, sunny

## Reading Passage: AM Words

### Pam and the Jam

Pam has a ham.  
Pam likes ham with jam.  
Pam looks for the jam.  
The jam is not there.  
Ram has Pam's jam.  
Pam wants her jam.

Phonics Words: Pam, ham, jam, Ram  
Sight Words: has, there, with, for

## Reading Passage: AP Words

### A Map

Jap is a boy.  
He has a map.  
The map shows where the trap is.  
Sam wants to see the trap.  
Then he will take a nap.

Phonics Words: Jap, map, trap, nap  
Sight Words: boy, has, where, take

## Reading Passage: ET Words

### The Vet

Len is my pet. He fell into the net.  
I bet the vet can help.  
I met the vet.  
The vet will get Len off the net.  
We petted Len. I like the vet.

Phonics Words: pet, net, bet, vet, met, get  
Sight Words: fell, can, help, will, like, off

## Reading Passage: EN Words

### Ben and the Hen

Ben has ten hens.  
One hen ran in the den.  
Ben went to the den.  
A lion was in the den.  
Ben ran from the den.  
He ran with the hen.

Phonics Words: Ben, hen, ten, den  
Sight Words: has, one, ran, went, lion

## Reading Passage: ED Words

Ned and the Bed

Ned has a bed.

The bed is red.

Ned was fed in bed.

Ted was in bed, too.

Ted and Ned were in bed.

Phonics Words: Ned, Ted, fed, red, bed

Sight Words: has, was, were, too

## Reading Passage: AN Words

Dan and the Cat

Dan is a man.

Dan has a big van.

The cat ran to the van.

Dan has a pan.

Dan has a fan.

Phonics Words: Dan, man, van, pan, ran

Sight Words: big, cat, has

## Reading Passage: AD Words

My Dad

Dad had a pad.

The pad is blue.

Dad lost the pad.

Dad and the lad are sad.

Look at the lad!

Phonics Words: dad, pad, lad, sad

Sight Words: had, blue, lost, look

## Reading Passage: OG Words

Sam and His Dog

Sam likes to jog.

He went for a jog in the fog.

He has a dog. Its name is Mog.

Sam and Mog jog past a log.

There is a frog on the log.

Sam enjoyed the jog with his dog.

Phonics Words: jog, fog, dog, Mog, frog, log

Sight Words: like, went, past, enjoyed

## Reading Passage: OX Words

The Fox and the Ox

The ox came to see the fox.

The fox hid in a box.

The ox said to the fox,

'To come out of the box.'

The fox said, 'No! I am ill with the pox.'

The ox felt sad and went away.

Phonics Words: ox, fox, box, pox

Sight Words: came, hid, out, felt, away

## Reading Passage: OT Words

### Hot Pot

John has a pot.

The pot has a lot of dots.

John kept the pot on the hot top.

Dad said, 'Jack do not hop! The pot is hot.'

Phonics Words: pot, lot, dot, hot

Sight Words: John, kept, top, dad, said

## Reading Passage: OP Words

### Hop Bunny, Hop

Bob is a cop.

He has a bunny. Its name is Pop.

Pop loves to hop. It has a top.

Pop can hop over the top.

There was a mop.

Pop can hop over the mop.

Phonics Words: Bob, cop, pop, top, mop

Sight Words: name, loves, over, there

## Reading Passage: IT Words

### A Pit

Brit fell in a pit.

She did not like it a bit.

'Help! Get the kit!' said Brit.

Dan ran and got the kit.

He got Brit out of the pit.

Dan put a band where she was hit.

Phonics Words: Brit, pit, kit, bit, hit

Sight Words: fell, like, help, ran, said, band

## Reading Passage: IN Words

### Fin and Lin

Fin and Lin are twins.

They go bowling.

Fin hits all the pins.

He has a big grin!

Lin misses all the pins.

Fin wins the game.

Phonics Words: Fin, Lin, twin, pins, grin, wins

Sight Words: bowling, big, game

## Reading Passage: ID Words

### Sid the Kid

Sid is a little kid.

Sid hid under a lid.

Dad looked sad.

He could not find him.

Dad did a trick to find his little kid.

Phonics Words: Sid, kid, hid, did, lid

Sight Words: little, under, could, find, trick

## Reading Passage: UN Words

A Bun

Pop went to the shop.

There was a nun.

A nun has a bun.

The nun gives Pop a bun.

Pop eats the bun and gives a bit to her dog.

Pop runs with the dog in the sun.

It is hot in the sun.

They have lots of fun.

Phonics Words: nun, bun, sun, run, fun

Sight Words: went, there, shop, bit, lots

## Reading Passage: UG Words

Bug's Jug

Bug has a jug and a mug.

He loves his mug.

It is a big mug.

Bug hugs the mug.

He fills the mug.

Bug's mug is full.

He drops the mug on the rug.

Bug's mug is his favourite snug.

Phonics Words: Bug, jug, mug, hugs, rug, snug

Sight Words: loves, full, drops, favourite

## Reading Passage: OY Words

Roy and His Toys

Roy is a boy.

Roy has a toy.

The toy gives him lots of joy.

He shares the toy with other boys.

Toys are something they can all enjoy.

Roy is a good boy.

He takes care of his toy.

You should be like Roy.

Phonics Words: Roy, boy, toy, joy, enjoy

Sight Words: give, shares, something, good,

## Reading Passage: UT Words

A Hut

In the woods, there is a little hut.

The sun is hot, but the hut is cool.

A nut falls from a tree.

A nut rolls inside the hut.

The hut is a little far.

A rabbit hops and sits on its hut.

A cat naps but wakes up with a little strut.

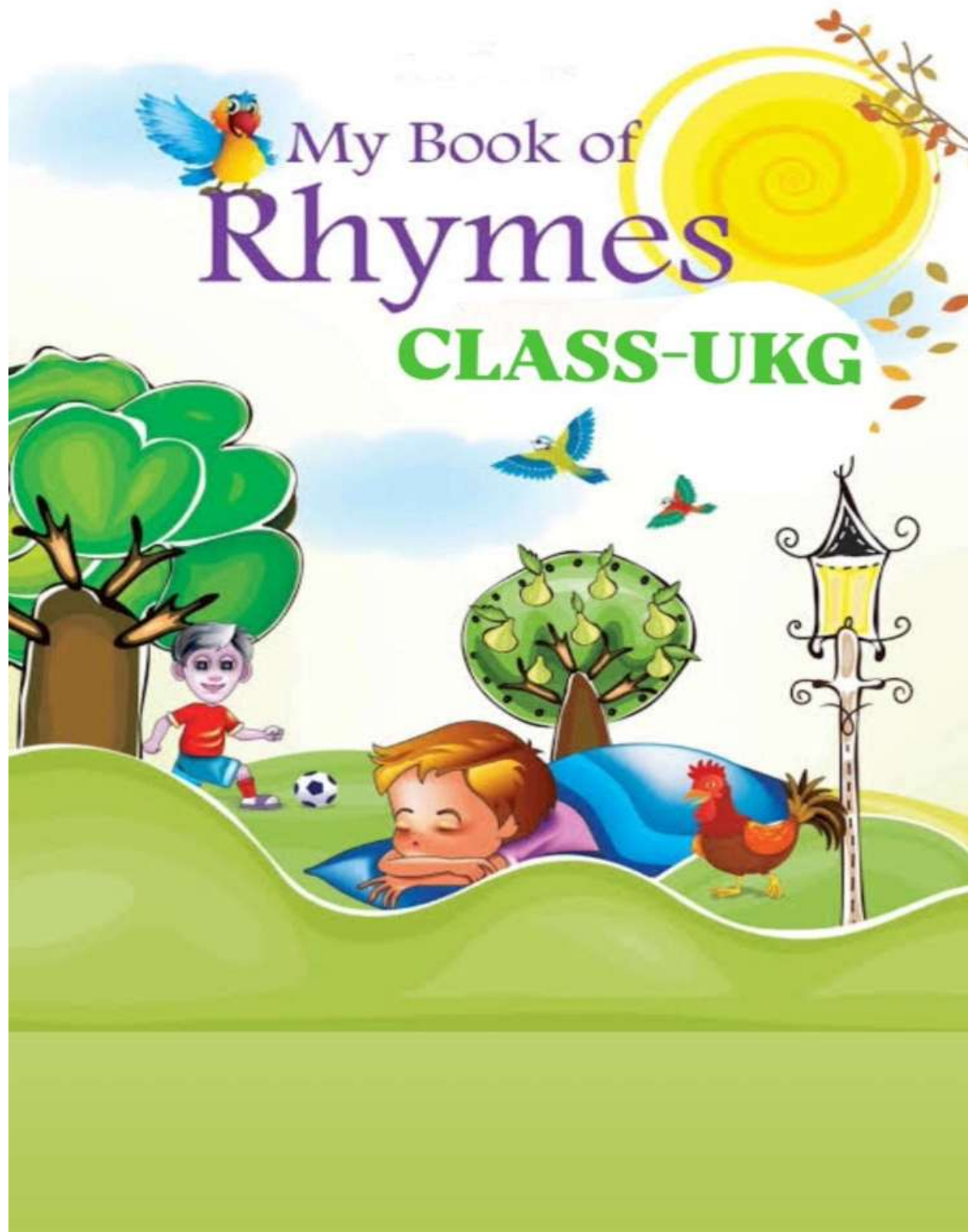
The rabbit and cat play, then shut the door of the hut.

Phonics Words: hut, nut, strut

Sight Words: woods, little, cool, inside, rabbit,




# ST ALOYSIUS SCHOOL GAUR JABALPUR





### 1. GOOSEY GOOSEY GANDER

Goosey Goosey Gander,  
Where shall I wander?  
Upstairs and downstairs  
And in my lady's chamber.  
There I met an old man  
Who wouldn't say his prayers,  
So I took him by his left leg  
And threw him down the stairs.




### 2. WORK WHILE YOU WORK

Work while you work,  
Play while you play,  
This is the way  
To be happy and gay.  
One thing at a time,  
And done well,  
Is the best of rules  
As many can tell.




### 3. WHO HAS SEEN THE WIND?

Who has seen the wind? Neither I nor you,  
But when the leaves hang trembling,  
The wind is passing through. Who has seen the wind?  
Neither you nor I,  
But when the trees bow down their heads,  
The wind is passing by.



### 4. PAT-A-CAKE

Pat-a-cake, pat-a-cake baker's man.  
Bake me a cake as fast as you can,  
Pat it and prick it and mark it with T,  
Put it in the oven for teacher and me.



### 5. I HAVE A LITTLE FROG

I have a little frog,  
His name is Tiny Tim.  
I put him in the bathtub  
To see if he could swim.  
He drank up all the water,  
And gobbled up the soap.  
And when he tried to talk,  
There were bubbles in his throat.



### 6. RABBITS RABBITS

Rabbits, Rabbits 1, 2, 3  
Will you come and play with me?  
Camels, Camels 4, 5, 6  
Why do you have a hump like this?  
Monkeys, Monkeys 7, 8, 9  
Will you teach me how to climb?  
When I counted up to 10,  
The Elephant says 'now start again'.



## **7. GOOD MANNERS**

Good manners are like flowers,  
They have some magic powers.  
Please, sorry, thanks,  
Are like money in the bank.  
Use them and see,  
How good you can be.



## **8. WEE WILLIE WINKIE**

Wee Willie Winkie, runs through the town,  
Up stairs and down stairs in his night-gown.  
Tapping at the window, crying at the lock,  
Are the children in their bed,?  
For it's past eight o'clock?



## **9. THE ELEPHANT**

Through the jungle the elephant goes,  
Swaying his trunk to and fro,  
Munching, crunching, tearing trees,  
Stamping seeds, eating leaves.  
His eyes are small, his feet are fat,  
Hey, elephant, don't behave like that.



ST ALOYSIUS SCHOOL  
GAUR JABALPUR



Conversation

CLASS-UKG





**Q1. Who is your Principal?**

**Ans. My Principal is Father S. Arockiya Raja.**

**Q2. What is the name of your class teacher?**

**Ans. The name of my class teacher is Ma'am \_\_\_\_\_.**

**Q3. What do you ask when you want to go to the washroom/toilet?**

**Ans. May I go to the washroom/toilet please.**

**Q4. What are you doing?**

**Ans. I am studying/ reading/ writing/ playing/ eating.**

**Q5. What you will say when you want to throw something in the dustbin?**

**Ans. May I, use the dustbin please.**

**Q6. How are you?**

**Ans. I'm fine, Thank you and What about you?**

**Q7. How old are you?**

**Ans. I am five years old.**

**Q8. Have you seen a rainbow?**

**Ans. Yes, I have seen a rainbow.**

**Q9. What is your mother's name?**

**Ans. My mother's name is Mrs. \_\_\_\_\_.**

**Q10. What is your father's name?**

**Ans. My father's name is Mr. \_\_\_\_\_.**

**Q11. What is the name of your school?**

**Ans. The name of my school is St. Aloysius School Gaur, Jabalpur.**

**Q12. What is this?**

**Ans. This is a pencil/pen/eraser/bag.**

**Q13. What is the day today?**

**Ans. Today is Monday.**

**Q14. Where are you going?**

**Ans. I am going to school / I am going home / I am going to the washroom.**

**Q15. Which season is it now?**

**Ans. It is rainy/ winter/ summer season.**

**Q16. Who is your best friend?**

**Ans. \_\_\_\_\_ is my best friend.**

**Q17. What is your complete address?**

**Ans. My complete address is \_\_\_\_\_.**

**Q18. What is your contact number?**

**Ans. My contact number is \_\_\_\_\_.**

**Q19. How are you feeling now?**

**Ans. I am feeling happy now.**

**Q20. How will you wish your friend on his or her birthday?**

**Ans. Many many happy returns of the day.**

**Q21. What do you do before eating?**

**Ans. I wash my hands before eating.**

**Q22. How many meals do you take in a day?**

**Ans. I take three meals in a day i.e. breakfast, lunch, dinner.**

**Q23. What is the name of your country?**

**Ans. The name of my country is India.**

**Q24. What do we call our National Flag?**

**Ans. National Flag is called as Tricolour.**

**Q25. What are the three colours of our National Flag.**

**Ans. The three colours of our National Flag are saffron, white and green.**

**Q26. Name the National flower, bird and animal of India.**

**Ans. The National flower of India is Lotus.**

**The National bird of India is Peacock.**

**The National animal of India is Tiger.**

**Q27. Who cuts our hair?**

**Ans. A barber cuts our hair.**

**Q28. Who brings letter for us?**

**Ans. A postman brings letter for us.**

**Q29. Who mend our shoes?**

**Ans. A cobbler mend our shoes.**

**Q30. Who stitches our clothes?**

**Ans. A tailor stitches our clothes.**

# Story

## 1. Two Silly Goats

Once upon a time there were two Silly goats. They wanted to cross a narrow bridge. One silly goat was on one side and the other silly goat was on another side. When they came to the middle of the bridge, they could not pass each other and started fighting. They both fell into the water and drowned.

Moral: " being stubborn can lead to trouble."



## 2. The Magic Goose

Once upon a time a poor farmer had a magic goose. Every day she laid a golden egg. The farmer sold it daily. He became very rich and was leading a good life. One night he thought of taking out all the eggs from the goose. So, he killed the goose next day but couldn't find any egg. He became very sad and repented for his mistake.

Moral: " We should never be greedy."



## 3. The Cows and the Lion

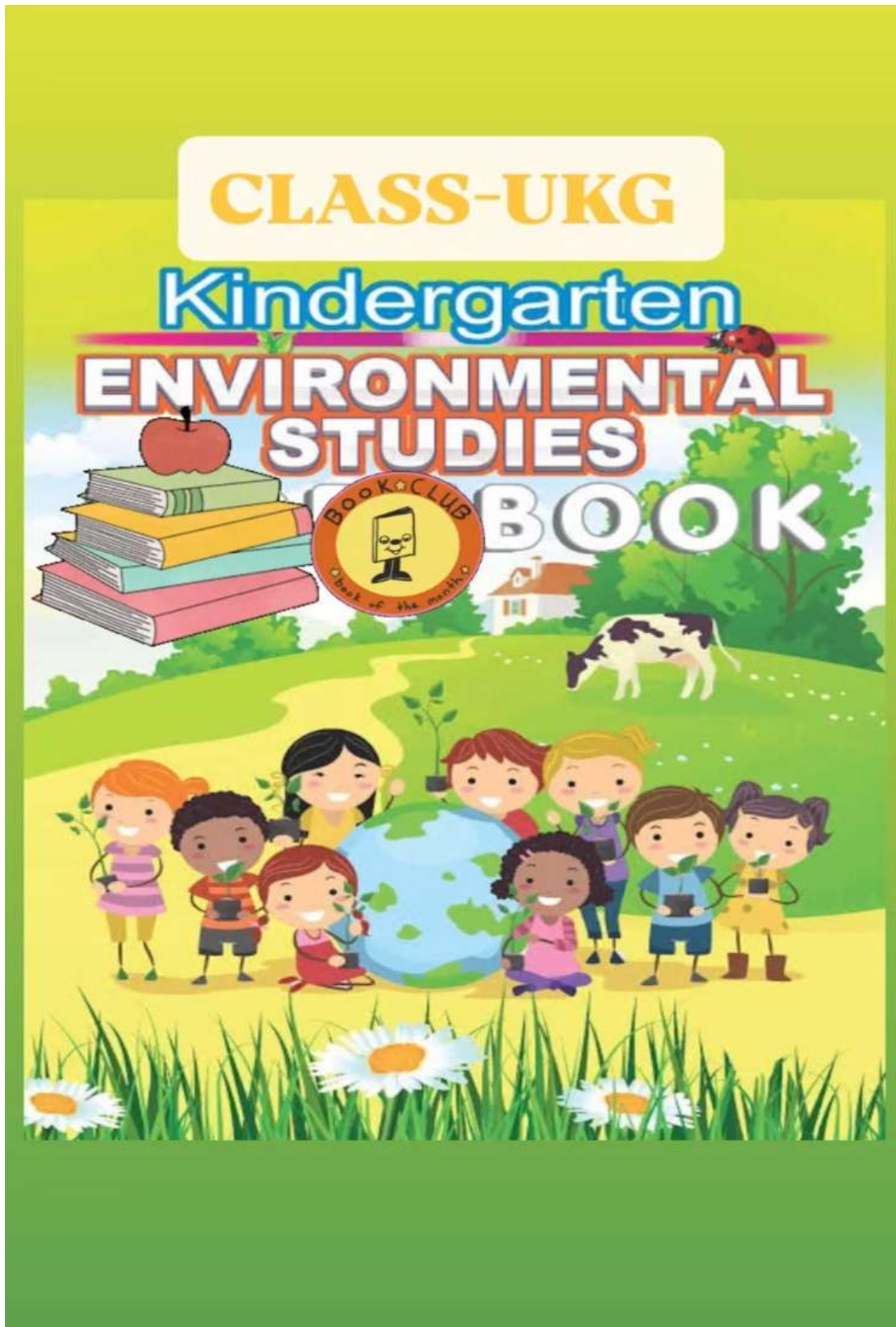
Five cows lived in a forest. They were good friends and used to eat fresh grass in a meadow. They decided to do everything together so the lion could not attack them for food. One day, the five cows fought and each one started to eat grass in a different place. The lion grabbed the chance and killed them one by one.

Moral: "Unity is strength."

\*\*\*\*\*







Q1. Name five sense organs?

A1. The five sense organs are – Eyes, Ears, Nose, Tongue and Skin.



Q2. What is a small family?

A2. Parents and their children make a small family.



Q3. What is a big family?

A3. Grandparents, parents and their children make a big family.



Q4. What does a cow give us?

A4. The cow gives us milk.



Q5. What do we get from fish?

A5. We get meat from fish.



Q6. What do we wear in summer season?

A6. We wear cotton clothes in summer season.



Q7. What do we use in rainy season?

A7. We use raincoat, umbrella and gumboots in rainy season.




Q8. Which are the activities you learn in school?

A8. We learn many activities like reading, writing, playing, and dancing at school.

Q9. Name any four holy places?

A9. The four holy places are – Church, Temple, Mosque, and Gurudwara.



Q10. Name any four religious festivals?

A10. The four religious festivals are – Diwali, Eid, Gurburab and Christmas.



Q11. Name two National festivals?

A11. The two national festivals are Independence Day and Republic Day.


Q12. What are the various sources of water?



A12. The various sources of water are – lakes, river, rain, well, handpump and tap.

Q13. What are the uses of water?

A13. The uses of water are – Drinking, bathing, washing, cooking, swimming and watering plants.



Q14. What are the different means of transport?

A14. The different means of transport are – Land transport, Air transport, Water transport.



Q15. Where do you go when you are sick?

A15. We go to the hospital when we are sick.



Q16. Who teaches us?

A16. The teacher teaches us.



Q17. Who stitches our clothes?

A17. The tailor stitches our clothes.



Q 18. What does the sun give us?

A18. The sun gives us heat and light.



Q19. What do you see in the sky during the night time?

A19. We see the moon and the stars during the night time.

Q20. How many times we should brush our teeth?

A20. We should brush our teeth twice a day.



Q21. Mention any three names of the trees?

A21. Banyan tree, Coconut tree, and Mango tree.



Q22. Mention any three insects?

A22. Ant, Beetle and Honeybees.

Q23. Why should we follow good habits?

A23. We should follow good habits to keep ourselves healthy.







Q1. What should you do when you get up in the morning?

A1. We should- brush our teeth, have a bath and comb our hair.

Q2. Name three good habits at school.

A2. 1. Go to school on time. 2. Listen to the teacher. 3. Do not talk in the class.

Q3. Name three meals in a day.

A3. Three meals in a day are -  
1. Breakfast 2. Lunch 3. Dinner

Q4. Mention three eating manners.

A4. Three eating manners are. 1. Take small bites. 2. Don't waste food. 3. chew with your mouth closed.

Q5. How should we keep ourselves clean?

A5. We can keep ourselves clean -  
1. Trim our nails.  
2. Take a bath daily.  
3. Wash our hands before and after meals.

Q6-Where should we cross the road?

A6-We should cross the road at the zebra crossing.

Q7-How many colours are there in the traffic light? Name them.

A7-There are 3 colours in the traffic light. Red, Yellow and Green.

Q8-What does the red light say?

A8-The red light says Stop.

Q9-What does the green light say?

A9-The green light says go.

Q10.-What does the yellow light say?

A10-The yellow light says wait.

Q11-Name some good habits.

A11-Some good habits are - Always speak the truth, respect the elders and play after finishing the home work.

Q12-From where should we watch the television?

A12-We should watch the television from a distance.

Q13-Which are the people we should help?

A13- We should help the needy person, help the elders and take care of the sick people.

Q14-What is the name of your school?

A14-The name of my school is St. Aloysius School, Gaur, Jabalpur.

Q15. Mention three things we should not do.

A15. We should not fight with others, we should not shout, we should not make fun of others:

Q16. What is the name of your Principal?

A16. The name of my Principal is Father. S. Arockiya Raja.

Q17. Name four golden words.

A17. The 4 golden words are- Please, sorry, thank you and excuse me.

Q18. When do you celebrate your birthday?

A18. I celebrate my birthday on

Q19. How should we wish on a birthday?

A19. We should wish happy birthday.

Q20. Mention few greeting words.

A20. Few greeting words are- Hello, Bye, Good morning, good night.

Q21. How should we speak over the telephone?

A21. We should speak softly over the telephone.

Q22. Where should we throw the garbage?

A22. We should throw the garbage in the garbage bin.

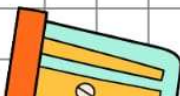


Q23. What should you say when you want others help?

A23. We should say 'please' when we want others help.

Q24.What you should do before entering in a room?

A24. We should 'Knock the door' before entering in a room.





# ENGLISH DICTATION & ENGLISH WRITING



## DICTATION WORDS


1. big	2. where	3. look	4. lost	5. with
6. like	7. from	8. fell	9. sunny	10. Ran
11. There	12. Lion	13. Help	14. Play	15. Bed
16. Trap	17. Went	18. Clay	19. See	20. Were
21. Into	22. Can	23. Park	24. Boy	25. Take
26. Girl	27. Out	28. Little	29. Under	30. Away
31. Game	32. Over	33. Find	34. Trick	35. Loves
36. Felt	37. Hit	38. Kept	39. Fat	40. Past
41. Top	42. Came	43. Dad	44. Kid	45. Did
46. Funny	47. Lovely	48. Yummy	49. Bath	50. Dog
51. Jug	52. Behind	53. Shop	54. Full	55. Drops
56. Belly	57. Small	58. Hide	59. Chew	60. Sit
61. Share	62. Good	63. Far	64. Give	65. Door
66. Eat	67. Inside	68. Because	69. After	70. Tree
71. Down	72. Father	73. Bird	74. Will	75. Have

## CAPITAL ALPHABET

A B C D E F G  
H I J K L M N  
O P Q R S T U  
V W X Y Z

## Small Alphabet

a b c d e f g  
h i j k l m n  
o p q r s t u  
v w x y z



# Practice Two, Three and Four letter words



cow



no



hi



rat



tap



jam



cat



bell



kite



fish



## Five Letter Words

yards	magic	haste	happy	broke
-------	-------	-------	-------	-------

yards	magic	haste	happy	broke
-------	-------	-------	-------	-------

--	--	--	--	--

--	--	--	--	--

blast	break	brick	enjoy	extra
-------	-------	-------	-------	-------

blast	break	brick	enjoy	extra
-------	-------	-------	-------	-------

--	--	--	--	--

--	--	--	--	--

eight	sneak	seven	tough	tower
-------	-------	-------	-------	-------

eight	sneak	seven	tough	tower
-------	-------	-------	-------	-------

--	--	--	--	--

--	--	--	--	--